

SRR & CVR GOVT. DEGREE COLLEGE (A), VIJAYAWADA

DEPARTMENT OF MATHEMATICS

ANALYSIS OF FEEDBACK ON CURRICULUM

ACADEMIC YEAR 2018-19 Semester – III

Structured Feedback by Student/Alumni, Parent and Teacher for Design and Review of the Syllabus

As the college autonomy is sanctioned from the academic year 2017-18, the College has a formal mechanism to obtain feedback from Students/Alumni/ Teachers/Industrialist and Parents on the Design and Review of the Syllabus.

Feedback is obtained from students at the end of every semester in all courses. This feedback is collected, analyzed and taken into consideration partially to make the modifications in the syllabus for further designing quality of the course.

FEEDBACK REPORT

Semester – III

Paper-III: Abstract Algebra

The report of analysis of feedback received from different stakeholders is given below.

1. Feedback forms collected:

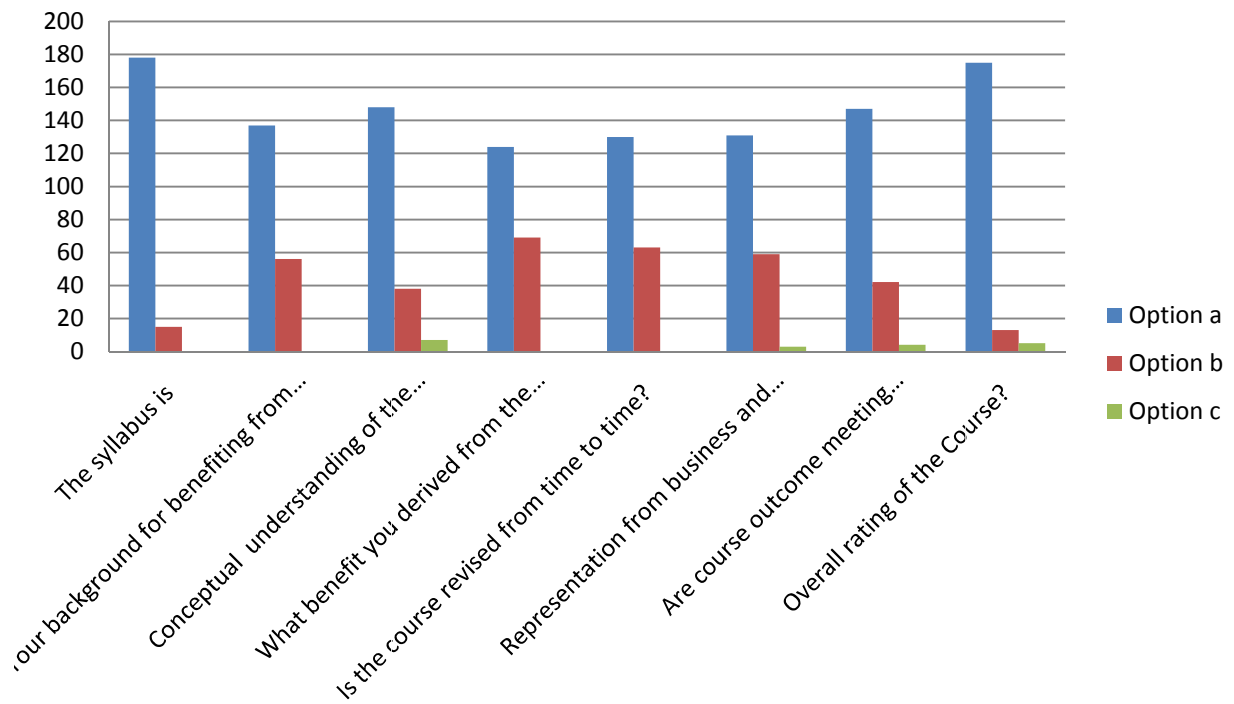
- ✓ Students : 193
- ✓ Alumni : 6
- ✓ Parents : 2
- ✓ Teachers : 4

2. Stakeholder Feedback Report for syllabus Design and Review

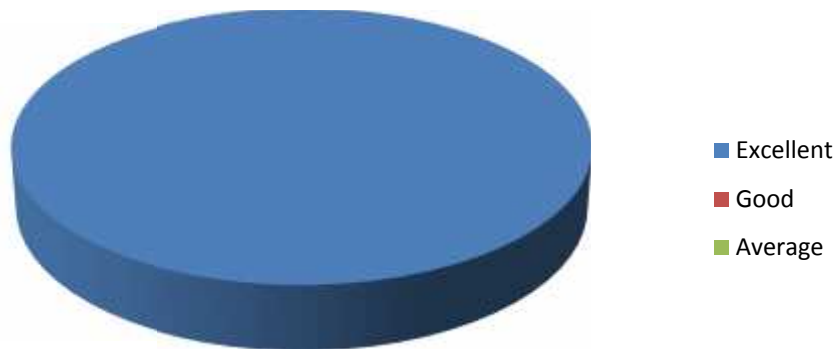
Student Feedback on Curriculum for Design & Review of Syllabus

S.No.	Factor	Excellent			Good			Average			Total	Remarks
			No. Of Stu	%		No. Of Stu	%		No. Of Stu	%		
1	The syllabus is	challenging	178	92.23	adequate	15	7.77	inadequate	0	0.00	193	(a)
2	Your background for benefiting from the course was	more than adequate	137	70.98	just adequate	56	29.02	inadequate	0	0.00	193	(a)
3	Conceptual understanding of the course was :-	easy	148	76.68	manageable	38	19.69	difficult	7	3.63	193	(a)
4	What benefit you derived from the course?	Improve skill	124	64.25	Gaining knowledge	69	35.75	Arousing	0	0.00	193	(a)
5	Is the course revised from time to time?	Yes	130	67.36	to some extent	63	32.64	No	0	0.00	193	(a)
6	Representation from business and industry in Boards of studies is helpful in Designing and improving the courses?	Yes	131	67.88	to some extent	59	30.57	No	3	1.55	193	(a)
7	Are course outcome meeting Local/Regional /Global needs?	Yes	147	76.17	to some extent	42	21.76	no	4	2.07	193	(a)
8	Overall rating of the Course?	Excellent	175	90.67	Good	13	6.74	Average	5	2.59	193	(a)
9	Any other expectations from the curriculum	Satisfied with the syllabi and 20% Suggested a revision of Syllabus										

Student Feedback on Curriculum



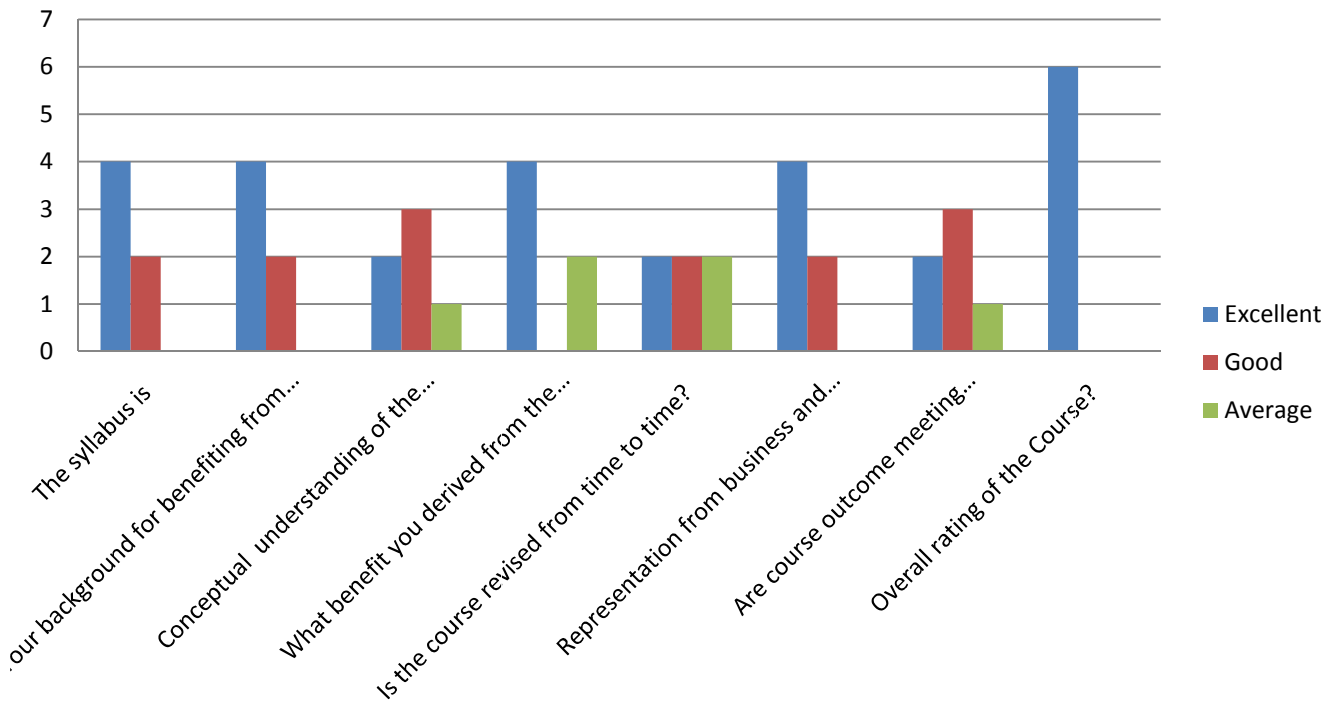
Overall Rating



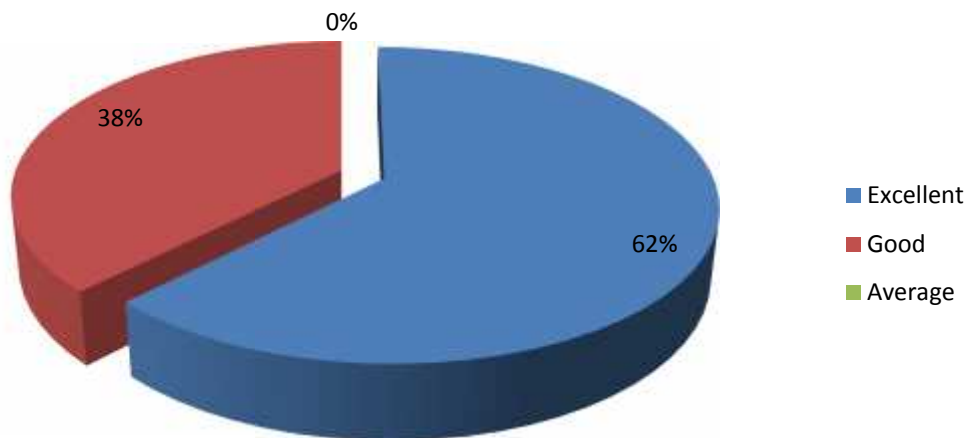
Alumni Feedback on Curriculum for Design & Review of Syllabus

S.No.	Factor	Excellent			Good			Average			Total	Remarks
			No. of Alumni	%		No. of Alumni	%		No. of Alumni	%		
1	The syllabus is	challenging	4	66.67	adequate	2	33.33	inadequate	0	0.00	6	(a)
2	Your background for benefiting from the course was	more than adequate	4	66.67	just adequate	2	33.33	inadequate	0	0.00	6	(a)
3	Conceptual understanding of the course was :-	easy	2	33.33	manageable	3	50.00	difficult	1	16.67	6	(b)
4	What benefit you derived from the course?	Improve skill	4	66.67	Gaining knowledge	0	0.00	Arousing	2	33.33	6	(a)
5	Is the course revised from time to time?	Yes	2	33.33	to some extent	2	33.33	No	2	33.33	6	(b)
6	Representation from business and industry in Boards of studies is helpful in Designing and improving the courses?	Yes	4	66.67	to some extent	2	33.33	No	0	0.00	6	(a)
7	Are course outcome meeting Local/Regional /Global needs?	a) Yes	2	33.33	b) to some extent	3	50.00	c) no	1	16.67	6	(b)
8	Overall rating of the Course?	a) Excellent	6	100.00	b) Good	0	0.00	c) Average	0	0.00	6	(a)
9	Any other expectations from the curriculum	Satisfied with the syllabi										

Alumni Feedback on Curriculum



Overall Rating



Signature of the Dept. In-Charge

SRR & CVR GOVT. DEGREE COLLEGE (A), VIJAYAWADA

DEPARTMENT OF MATHEMATICS

ANALYSIS OF FEEDBACK ON CURRICULUM

ACADEMIC YEAR 2018-19 Semester – IV

Structured Feedback by Student/Alumni, Parent and Teacher for Design and Review of the Syllabus

As the college autonomy is sanctioned from the academic year 2017-18, the College has a formal mechanism to obtain feedback from Students/Alumni/ Teachers/Industrialist and Parents on the Design and Review of the Syllabus.

Feedback is obtained from students at the end of every semester in all courses. This feedback is collected, analyzed and taken into consideration partially to make the modifications in the syllabus for further designing quality of the course.

FEEDBACK REPORT

Semester – IV

Paper-IV: Real Analysis

The report of analysis of feedback received from different stakeholders is given below.

3. Feedback forms collected:

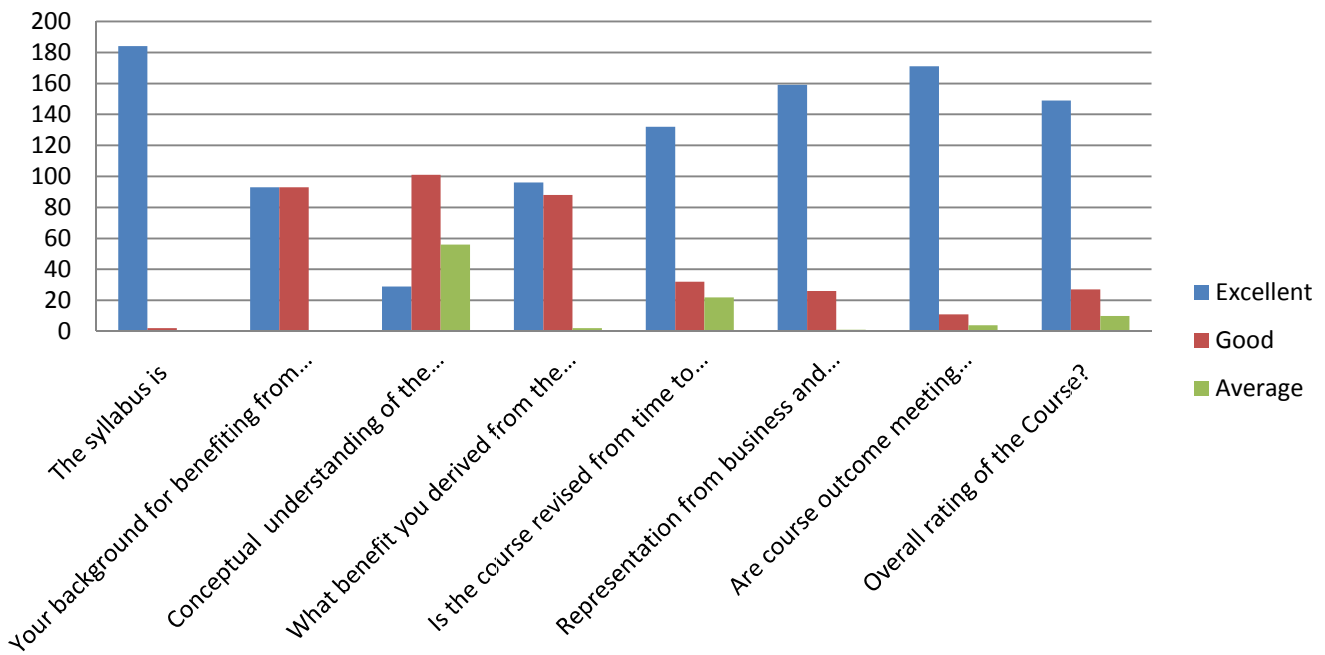
- ✓ Students : 186
- ✓ Alumni : 6
- ✓ Parents : 2
- ✓ Teachers : 4

4. Stakeholder Feedback Report for syllabus Design and Review

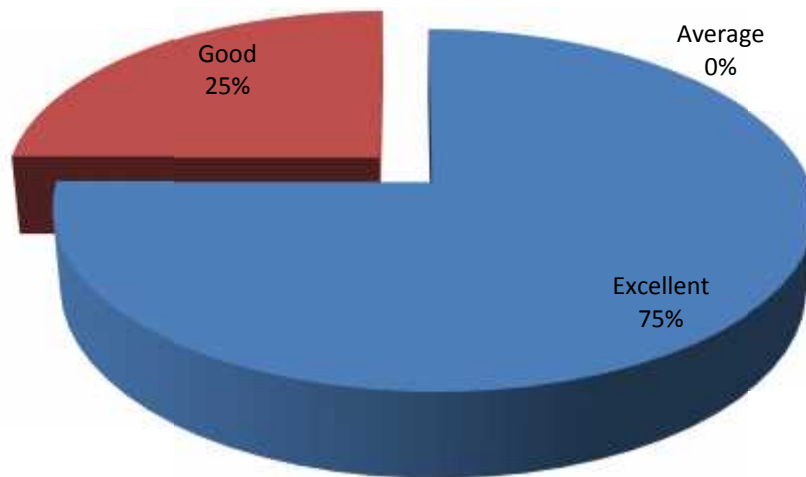
Student Feedback on Curriculum for Design & Review of Syllabus

S.No.	Factor	Excellent			Good			Average			Total	Remarks
			No. Of Stu	%		No. Of Stu	%		No. Of Stu	%		
1	The syllabus is	challenging	184	98.92	adequate	2	1.08	inadequate	0	0	186	(a)
2	Your background for benefiting from the course was	more than adequate	93	50.00	just adequate	93	50.00	inadequate	0	0.00	186	(b)
3	Conceptual understanding of the course was :-	easy	29	15.59	manageable	101	54.30	difficult	56	30.11	186	(b)
4	What benefit you derived from the course?	Improve skill	96	51.61	Gaining knowledge	88	47.31	Arousing	2	1.08	186	(a)
5	Is the course revised from time to time?	Yes	132	70.97	to some extent	32	17.20	No	22	11.83	186	(a)
6	Representation from business and industry in Boards of studies is helpful in Designing and improving the courses?	Yes	159	85.48	to some extent	26	13.98	No	1	0.54	186	(a)
7	Are course outcome meeting Local/Regional /Global needs?	a) Yes	171	91.94	b) to some extent	11	5.91	c) no	4	2.15	186	(a)
8	Overall rating of the Course?	a) Excellent	149	80.11	b) Good	27	14.52	c) Average	10	5.38	186	(a)
9	Any other expectations from the curriculum	Satisfied with the syllabi and 20% Suggested a revision of Syllabus										

Student Feedback on Curriculum



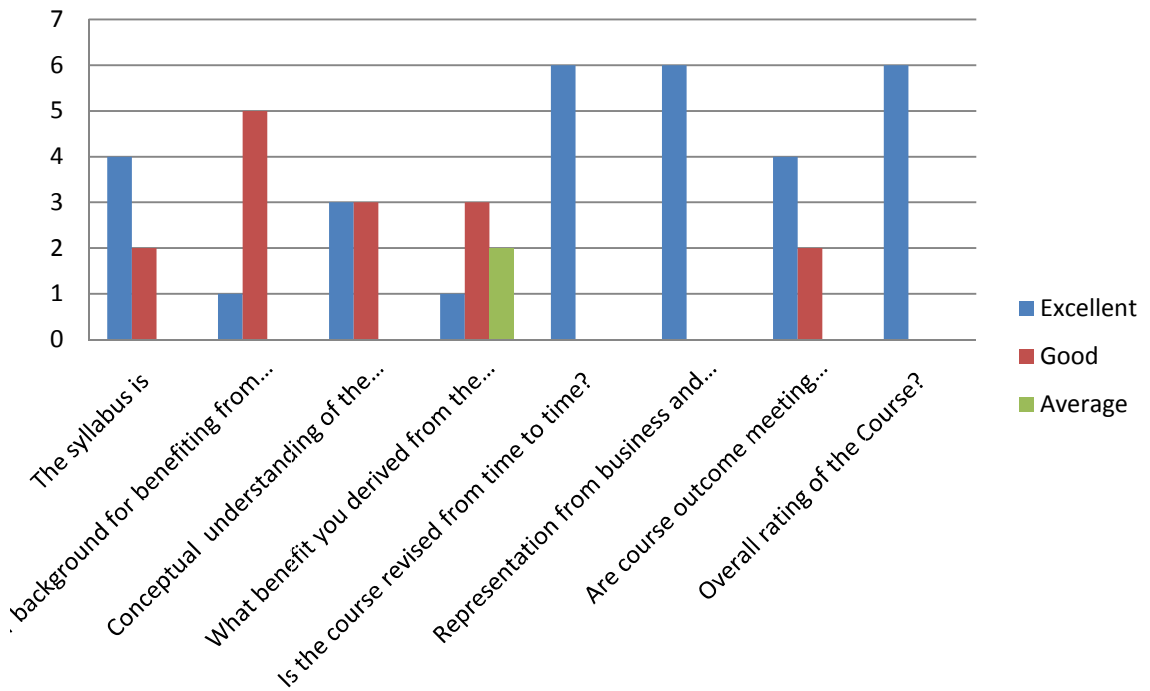
Overall Rating



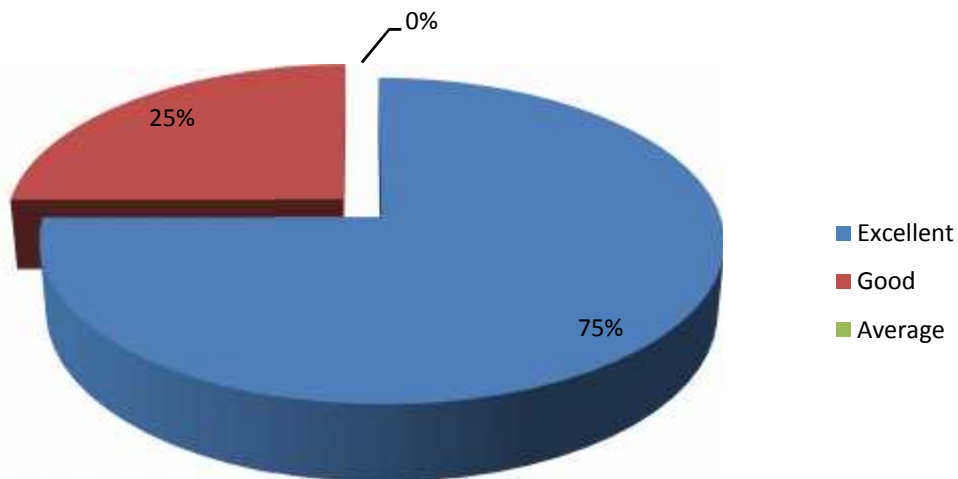
Alumni Feedback on Curriculum for Design & Review of Syllabus

S.No.	Factor	Excellent			Good			Average			Total	Remarks
			No. Of Stu	%		No. Of Stu	%		No. Of Stu	%		
1	The syllabus is	challenging	4	66.67	adequate	2	33.33	inadequate	0	0.00	6	(a)
2	Your background for benefiting from the course was	more than adequate	1	16.67	just adequate	5	83.33	inadequate	0	0.00	6	(b)
3	Conceptual understanding of the course was :-	easy	3	50.00	manageable	3	50.00	difficult	0	0.00	6	(a)
4	What benefit you derived from the course?	Improve skill	1	16.67	Gaining knowledge	3	50.00	Arousing	2	33.33	6	(b)
5	Is the course revised from time to time?	Yes	6	100.00	to some extent	0	0.00	No	0	0.00	6	(a)
6	Representation from business and industry in Boards of studies is helpful in Designing and improving the courses?	Yes	6	100.00	to some extent	0	0.00	No	0	0.00	6	(a)
7	Are course outcome meeting Local/Regional/Global needs?	a) Yes	4	66.67	b) to some extent	2	33.33	c) no	0	0.00	6	(a)
8	Overall rating of the Course?	a) Excellent	6	100.00	b) Good	0	0.00	c) Average	0	0.00	6	(a)
9	Any other expectations from the curriculum	Satisfied with the syllabi										

Alumni Feedback on Curriculum



Overall Rating



Signature of the Dept. In-Charge